




Now we are going to play a game to help us learn some words by sight which appear a lot. Some of these words are hard to decode and really just have to be memorized. Therefore, we are going to play a memory game with these words! You will go on a scavenger hunt for these word cards. Every time you find a word card, you will have to come and pick a matching picture, or word, card that represents the word. (See pictures below).

A	a
At	at
An	an
And	+
Am	am

Are	are
Can	
Do	
For	for
Go	
Has	has
Have	have

He




Here



In



I














Is




It



Like	
Look	
Me	me
My	
No	
Play	
Said	

See	
She	
So	so
The	the
To	
Up	
We	

Sight words game instructions:



To make the sight words cards, print out the worksheet pages that have the sight words. Cut 32 pieces of construction paper in half and glue the sight words and their clues to 32 of the pieces and write the sight words on the other 32 pieces. Have the student begin by choosing one of the papers that you wrote the words out on. They will take that and match it to the typed sight word and the clue and then read the word.

Project

Let's Go on a Treasure Hunt!

I have hidden the letters of the alphabet around the house. You must do your best to find them as quickly as you can and put them in the correct order. Now.....Go!



Now I am going to hide the letters around the yard. Every time you find a letter, you have to bring it to me and we will fill in these charts. If you don't know a letter sound we will put that letter aside so we know we have to practice it next time.

Letter	Sound	What my mouth does	Examples
Bb	✓	Lips pop like popcorn or a balloon	Ball Boy Bus
Cc	✓	Air flows over the roof of the mouth	Circle Candy
Dd	✓	Tongue flicks down, moves down up to bottom of mouth	dog
Ff	✓	Teeth on lower lip	fish
Gg	hide again	Back of tongue on roof of mouth, pretend to gargle	hide again
Hh	hide again	Air comes out of open mouth, pretend you are yawning or your friends	hide again
Jj	✓	Tongue touches front of roof of mouth, pretend to be in car with a loud engine "Jjjjjjjj..."	Jack in the box Jack
Kk	✓	Same as /k/ sound with letter c	Jack Kite
Ll	✓	Tongue behind teeth in front on top of mouth, pretend to sing, "la la la la la"	Lila
Mm	✓	Mouth closed, pretend to smell or taste something yummy "mmmmmm"	yummy mom
Nn	✓	Tongue hits roof of mouth and sides of teeth, sing "na na na na na na na..."	no hide again
Pp	✓	Lips pop but sound comes from front unlike "b" where sound comes from back of mouth	Pop Pop peppy

Qq	✓	Complex sound of /kw/ together, Sing "kw kw kw kw kw kw kw..."	Queen
Rr	✓	Mouth makes a very small "o" it's small as can be, pretend to be lions roaring	hide again
Ss	✓	Mouth slightly open, with air escaping as if coming out of a flat tire	Snake
Tt	✓	Tongue taps on back teeth and then falls, pretend to be a witch tickling "tick tick tick tick"	hide again
Vv	✓	Four teeth on upper lip but not biting as in "v" Pretend to be a fly in the house "v v v v v..."	Van (hide again) Vant (hide again)
Ww	hide again	hide again	hide again
Xx	hide again	Complex sound of /ks/ together, Say "x x x x x" to practice	X-ray
Yy	hide again	Mouth slightly open, tongue on roof of back of mouth "Yee"	hide again
Zz	✓	Tongue behind teeth, pretend buzz from a bee "zzzzz..."	Zoo
VOWELS			
Aa	hide again	Knows short	Jack Apple
Ee	hide again	Short ee "ek" jaw does not lower, long ee really big smile "ehhhhhhh"	eggs hide again for large
Ii	hide again	Short ii mouth slightly open, say "ick" long ii mouth opens to a big smile	Lila
Oo	hide again	Short oo mouth open, say "uhuh" long oo mouth makes a circle, just like the letter o	osprey rope
Uu	hide again	Short uu mouth slightly open, say "uh" like you are disgusted long uu complex sound of the letter "y" and "oo"	mud you



Now we are going to use our skills and read or first words with the magnet letters!

The student should first put all the letters in order and then you can make simple CVC words for them sound out and read.

